



PROSPER FIRE RESCUE

FIRE MARSHAL'S OFFICE

PO Box 307

911 Safety Way

Prosper, Texas 75078

Phone (972) 346-9469 Fax (972) 347-3010 www.prosperfire.com

December 17, 2020

Subject: Underground Fire Service & Remote FDC Installations



Performing the inspections of underground fire service & remote FDC installations has become progressively more difficult over the years. Safety concerns are expressed that piping may become dislodged during the hydrostatic pressure test, so contractors are backfilling natural soil to a degree the critical features for visual inspections of the piping installation are completely obstructed and cannot be verified for compliance.

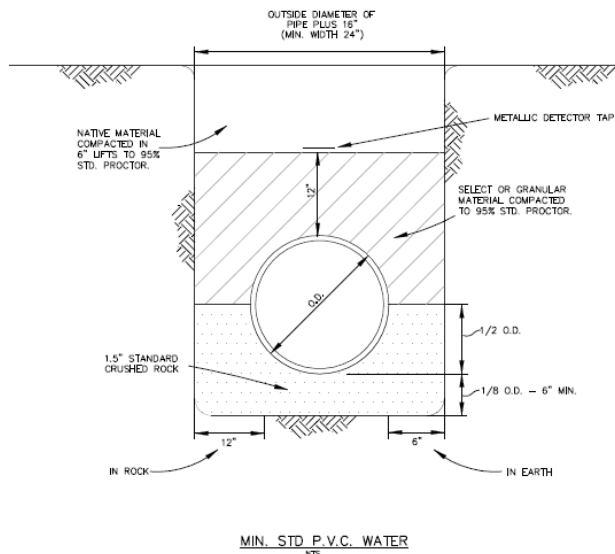
The simple truth, if the Town of Prosper's "Class F1 Embedment" requirements were followed to compliance, the safety concern is unwarranted. (See installation diagram on page 3)

Accordingly, when we arrive to perform such inspections, there shall be no natural soil backfill in the ditch. The piping shall be exposed enough to perform visible and physical inspections to verify compliance with our ordinance and NFPA 24.

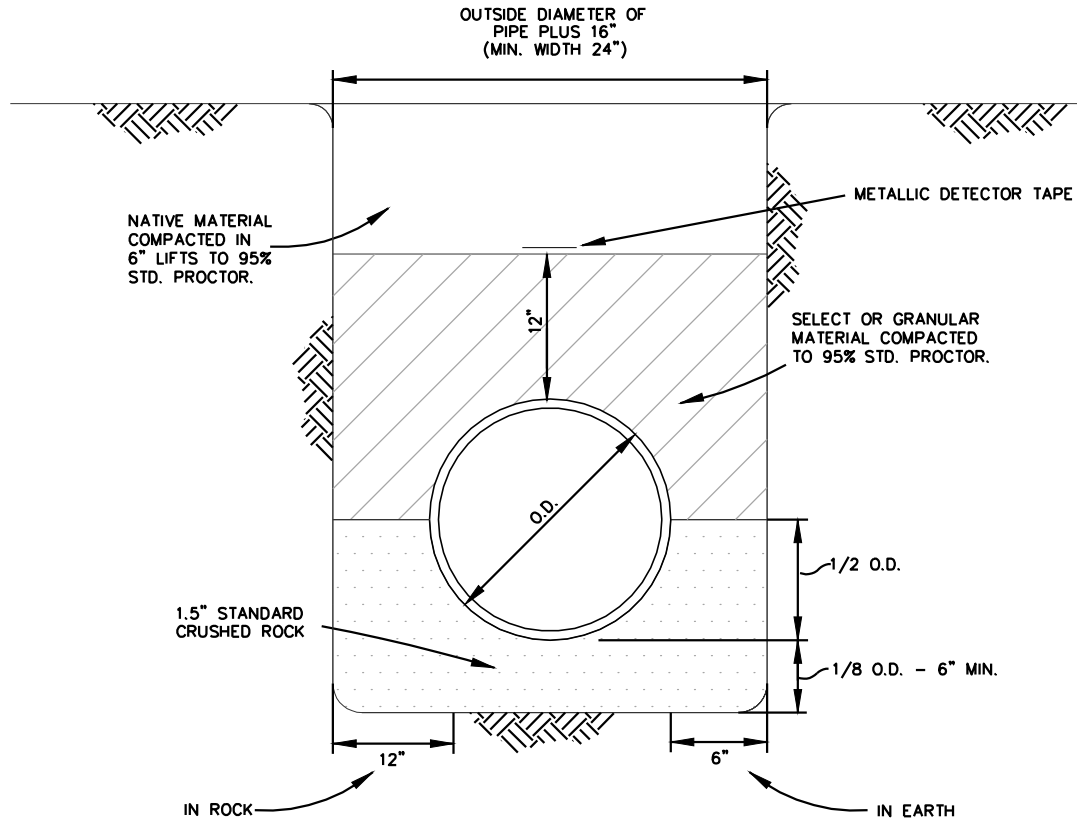
When performing the visual inspection of the underground fire service installation we expect to verify the following:

- A minimum of 6" of aggregate base crushed rock plus an additional 3" minimum of aggregate base crushed rock or equal to $\frac{1}{2}$ the outside diameter of the pipe. (see "Class F1 Embedment" drawing)
- A minimum of 12" of select or granular material compacted to 95% Standard proctor over the pipe
- All thrust blocks
- All bell connections
- All reinforcement rods and fittings at the transition from PVC to the Stainless-Steel sweep
- All metallic detector trace tape

Please review and comply with the "Class F1 Embedment" installation diagram on page 3. Please note the calculated load of the compacted sand on top of the pipe to prevent dislodgment from the ditch during hydrostatic pressure testing and flushing.



6" Underground Fire Service Installation Diagram - Prosper "F-1" Requirements



MIN. STD. P.V.C. WATER
NTS



CLASS F1 EMBEDMENT

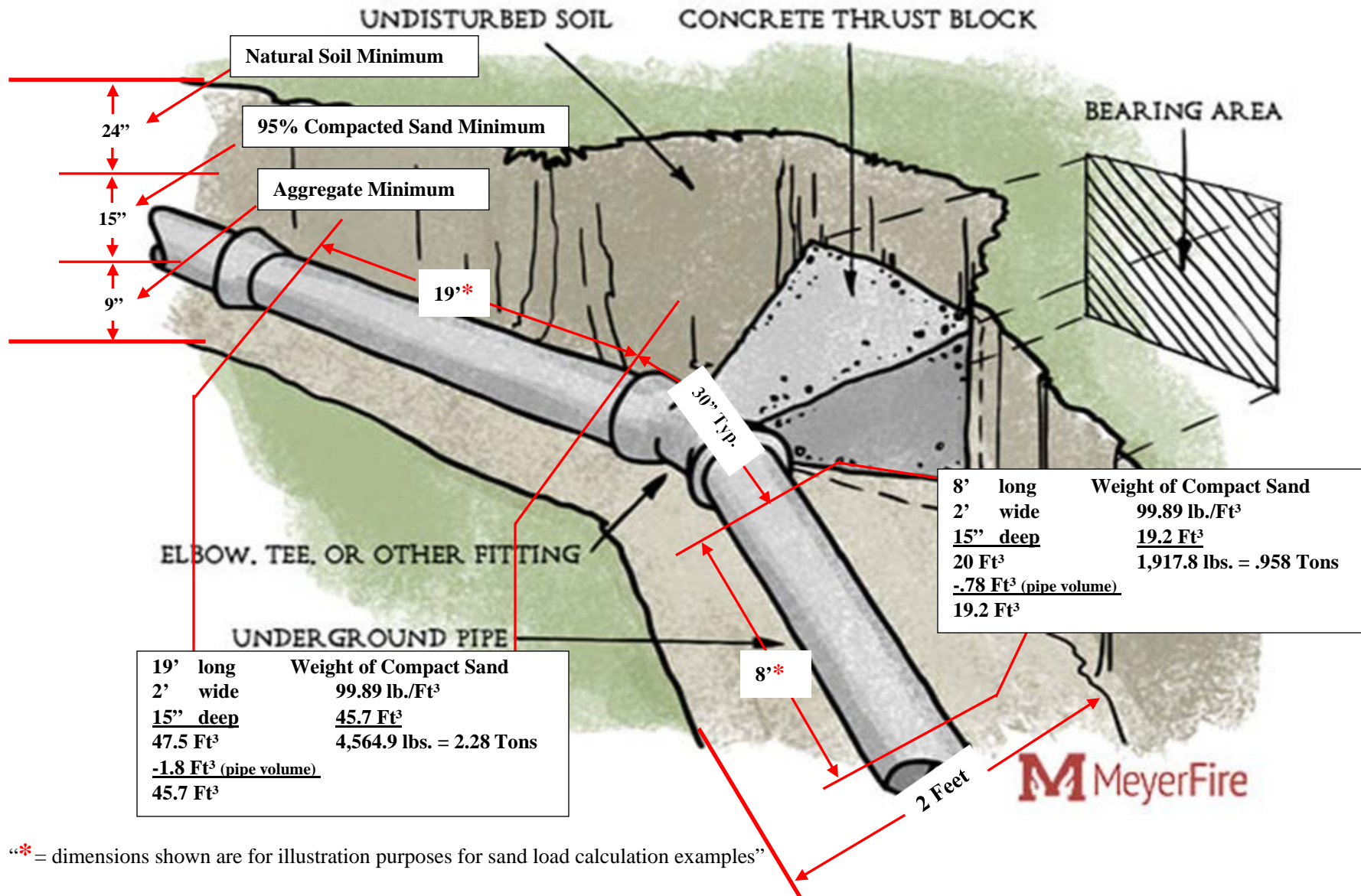


TOWN OF PROSPER, TEXAS
STANDARD CONSTRUCTION
DETAILS

DATE: 06/07/07
DRAWN BY: WLW
APPROVED BY: HTW

SHEET NO. : W10

Underground Fire Service Installation Diagram - Prosper "F1" Requirements



M MeyerFire