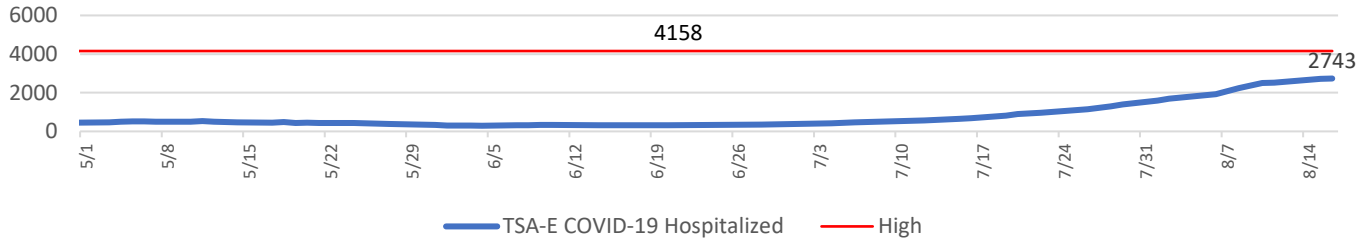


COVID 19 Daily Statistics

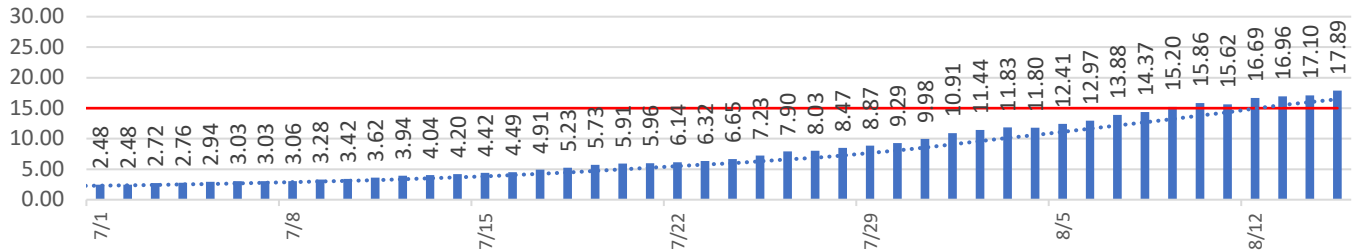
17-Aug-21

TSA-E 2020 Population	8,080,080
TSA-E Lab-Confirmed COVID-19 Patients Currently in Hospital	2,743
TEXAS Hospital Lab-Confirmed COVID-19 Patients Currently in Hospital	11,791

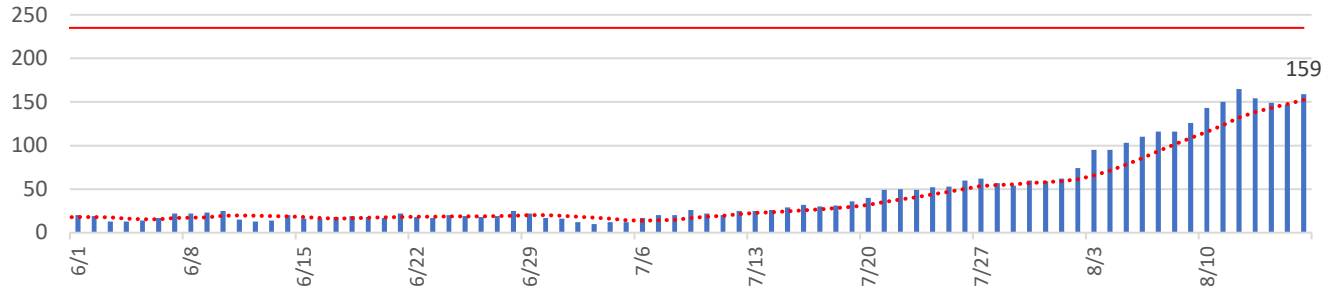
TSA-E COVID-19 Hospitalized



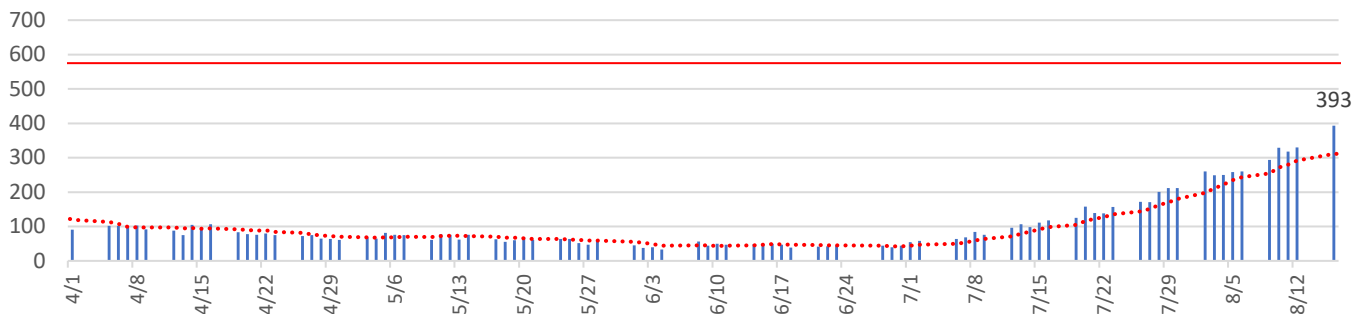
TSA-E COVID Hospitalizations out of Total Hospital Capacity (Percent)



Denton County COVID-19 Hospitalized



Collin County COVID-19 Hospitalized



COVID 19 Daily Statistics

Collin County	
Active Cases	3,400
Confirmed Cases	83,722
Recovered Cases	99,033
Deceased	876

Prosper (Collin County Side)	
Active Cases	110
Confirmed Cases	2084
Recovered Cases	1974
Deceased	Not Available

Denton County	
Active Cases	6,800
Confirmed Cases	84,214
Recovered Cases	76,780
Deceased	634

Prosper (Denton County Side)	
Active Cases	25
Confirmed Cases	329
Recovered Cases	302
Deceased	2

Town of Prosper Total	
Active Cases	135
Confirmed Cases	2413
Recovered Cases	2276
Deceased	2

Vaccination Totals	
Collin Co.	557,639
Denton Co.	440,110

Data Sources:

Texas Department of State Health Services – Trauma Service Area Hospital Data

<https://txdshs.maps.arcgis.com/apps/opsdashboard/index.html#/0d8bdf9be927459d9cb11b9eaf6101f>

Texas Department of State Health Services - Texas Case Counts

<https://txdshs.maps.arcgis.com/apps/opsdashboard/index.html#/ed483ecd702b4298ab01e8b9cafc8b83>

Collin County Update Novel Coronavirus (COVID-19)

<https://experience.arcgis.com/experience/c00baf45f12a4899aae1c812e29d6cde>

Denton County COVID-19 Statistics

<https://gis-covid19-dentoncounty.hub.arcgis.com/pages/covid-19cases>

Denton County Case Statistics by Geographic Area

<https://dentoncounty.maps.arcgis.com/apps/opsdashboard/index.html#/4ec6e734bb8e4b37ab7417b2dfc49976>

Vaccination Totals

<https://tabexternal.dshs.texas.gov/t/THD/views/COVID-19VaccineinTexasDashboard/PeopleVaccinated?%3AisGue>