



PROSPER FIRE RESCUE

FIRE MARSHAL'S OFFICE

PO Box 307
1500 E. First Street
Prosper, Texas 75078
Phone (972) 346-9469 Fax (972) 347-3010 www.prosperfire.com

Prosper Identification Signage Requirements

The following is consistent with local Ordinances, the International Fire Code and Regional Amendments, supporting the long term development in the Town of Prosper and Mutual Aid Agreements with the surrounding communities regulating informational fire & life safety signage.

This document is to better serve our community and assist contractors with this task. It is incumbent upon each contractor to comply and businesses to maintain.

Section 315 General Storage

315.3.1 Ceiling clearances. Storage shall be maintained 2 feet (610 mm) or more below the ceiling in non-sprinklered areas of buildings or not less than 18 inches (457 mm) below sprinkler head deflectors in sprinklered areas of buildings. This would include, but not limited to storage rooms & closets, commercial kitchen areas & pantry's and so forth.

The fire code official is authorized to require the marking of any storage area known to be a common area for over stacking. Markings shall be a **painted -2" red stripe with painted -1" tall white letters "DO NOT STACK ABOVE THIS LINE."**

DO NOT STACK ABOVE THIS LINE

DO NOT STACK ABOVE THIS LINE

Section 503 Fire Apparatus Access Roads

503.3 Marking. Striping, signs, or other markings, when approved by the fire code official, shall be provided for fire apparatus access roads to identify such roads or prohibit the obstruction thereof. Striping, signs and other markings shall be maintained in a clean and legible condition at all times and shall be replaced or repaired when necessary to provide adequate visibility.



1. Striping - Fire apparatus access roads shall be continuously marked by painted lines of red traffic paint six inches (6") in width to show the boundaries of the lane. The words "NO PARKING FIRE LANE" or "FIRE LANE NO PARKING" shall appear in four inch (4") white letters at 25 foot (25') intervals on the red border markings along both sides of the fire lanes. Where a curb is available, the striping shall be on both the horizontal and vertical faces of the curb.

The paint shall be Ennis Flint, SB Red All Stripe Low Voc, product code 98A2181 or equal. The concrete shall cure for a minimum of seven (7) days prior to the application of paint. Manufactures Documentation shall be required supporting the paint choice compliant with this mandate or of equal rating.



1. Signs - Signs shall read "NO PARKING FIRE LANE" or "FIRE LANE NO PARKING" and shall be twelve inches (12") wide and eighteen inches (18") high. Signs shall be painted on a white background with letters and borders in red, using not less than two-inch (2") lettering. Signs shall be permanently affixed to a stationary post and the bottom of the sign shall be six feet, six inches (6' 6") above finished grade. Signs shall be spaced not more than fifty feet (50') apart. Signs may be installed on permanent buildings or walls or as approved by the Fire Chief or Fire Marshal.

Section 505 Premises Identification

505.1 Address Identification. Approved numerals a minimum of six inches (6") in height and of a color contrasting with the background, designating the address placed on all new and existing buildings or structures in a position as to be plainly visible and legible at posted speed from the street or road fronting the property and from all rear alleyways/access.



- Where buildings do not immediately front a street, approved six-inch (6") height building numerals or addresses and 3-inch (3") height apartment numerals of a color contrasting with the background of the building shall be placed on all new and existing buildings or structures. Numerals or addresses shall be posted on a minimum twenty-inch by thirty-inch (20" X 30") background on border.



- Tenant suite numbers shall be Arabic numerals or alphabet letters. Suite numbers placed on glass and back doors shall be a minimum (6") in height with a minimum stroke width of 0.5 inches. The color shall be contrasting with the background. White shall be the first choice color, unless white is not contrasting with the background. The material construction shall be vinyl.

Section 509 Fire Protection and Utility Equipment Identification and Access

509.1.2 Sign Requirements. Unless more stringent requirements apply, lettering for signs required by this section shall have a minimum height of 2 inches (50.8 mm) when located inside a building and 4 inches (101.6 mm) when located outside, or as approved by the Fire Code Official. The letters shall be of a color that contrasts with the background. Lettering and/or graphics shall be white and reflective for all outdoor signage.

All signs shall be secured by mechanical means. Adhesive tapes and/or glue is prohibited.

Section 511 Fire Protection & Building Signage

511.1 Scope. The provisions of this chapter shall apply to the installation of directional, equipment and fire protection signage. All outdoor signage shall be secured by mechanical means, adhesives tapes and/or glues are prohibited.

511.2 Requirements. All buildings and structures provided with an approved fire protection system, hazardous materials, high piled storage, fire department access or required by other provisions of this code or the Fire Code Official, shall be provided with signage in the locations set forth in Sections 511.3 through 511.19 and shall be approved by the Fire Code Official prior to installation.

Exception. This section shall not require existing buildings to be provided with the required signage unless the building is renovated, altered, change of use or as otherwise required by the Fire Code Official or other provisions of this code.

511.3 Sign Specifications. All signs required by this section shall be in accordance with the following specifications, unless otherwise noted:



1. Minimum size of 12 in. x 12 in.
2. Constructed of a minimum 0.080 aluminum sheet with a minimum 0.75 radius corners.
3. Font style shall be Arial, with all letters capitalized, minimum 3 in. lettering and ½ in. width.
4. Sign face shall be traffic red.
5. Lettering and/or graphics shall be white and reflective.
6. All signs shall be secured by mechanical means. Adhesive tapes and/or glue is prohibited.

511.4 Fire Department Connection. All buildings provided with an approved automatic fire sprinkler system or standpipe requiring a Fire Department Connection (FDC), shall indicate the location of the FDC with appropriate signage as follows:



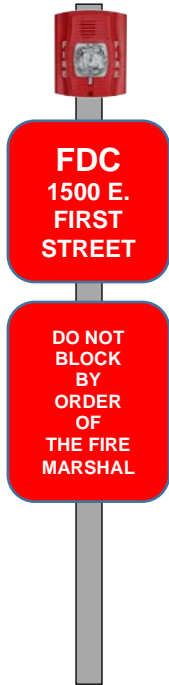
1. The letters FDC shall be 4" tall minimum white reflective
2. Building and structures in which multiple FDC's will be located within the same subdivision, shall also indicate numerical address, suite numbers served or other description as approved by the Fire Code Official.
3. When multiple FDC's are provided at a common location to serve different types of fire protection systems, the sign shall further indicate the type of fire protection system served.
4. Where the FDC does not serve the entire building, a sign shall be provided indicating the portions of the building served.



511.4.1 Wall Mounted FDC. Wall mounted FDC’s shall have a sign mounted 7 feet above grade directly over the FDC. The sign shall be RED background with minimum 4” tall white letters – reflective.

Exception. If the FDC is located such that it may be difficult to readily locate, the inclusion of a directional arrow or additional signage may be required.

511.4.2 Remote Mounted FDC. For fire protection systems supplied by a remotely located FDC, a sign shall be permanently mounted as following:



1. Sign shall be located directly adjacent to the FDC
2. Signs shall be mounted on a sign post that extends a minimum of seven (7) feet above grade
3. The numerical street number shall be included
4. The letters FDC shall be 4” tall minimum and the address letters & numbers shall be 2” tall minimum – white reflective
5. The remote audio/visual alarm device to be mounted at the top of the pole



511.4.3 FDC Protection. All FDC’s shall have a minimum 8-in. x 12 in. sign with 1 ½ in. white lettering that reads “DO NOT BLOCK – BY ORDER OF THE FIRE MARSHAL” placed directly under the FDC.



511.5 Fire Protection Equipment Rooms. Rooms containing fire sprinkler riser assemblies and control equipment shall be identified with a minimum 12-in. x 12 in. sign with 2 in. lettering that reads “RISER ROOM STORAGE PROHIBITED”. If the fire alarm system control panel and/or other fire protection equipment is located within the same room, the sign shall include lettering identifying all equipment located therein.

511.5.1. Multiple Riser Identification. When multiple risers are located within the same room, or in different locations within the same building, signs shall be provided to indicate the zone or floor served by the riser assembly, or the type of system serving the zone or floor. Signs shall be 8 in. X 8 in. with 2 in. lettering.



511.6 Fire Pump Test Header. When a fire pump is provided as part of the fire protection system, a sign shall be provided to differentiate the test header from other equipment. Signs shall be RED, a minimum 8 in. x 8 in. with 2 in. white lettering – reflective, that reads “FIRE PUMP TEST HEADER”



511.7 Roof Access. For buildings and structures where roof access is not provided from the exterior of the building, a sign shall be provided on the door or room containing the access point. Sign shall be red 8 in. x 8 in. with 2 in. white lettering that reads “ROOF ACCESS”.

511.8 Wall & Post Indicator Valves. When a Wall or Post Indicator Valve (PIV) is provided as part of the fire protection system, signs shall be provided to indicate the riser and/or zone controlled by the valve. Signs shall be located directly adjacent to the control valve and shall be either mounted on a sign post or affixed to the exterior of the building.

511.9 Fire Department Access. In the event that fire department access is so located in an area that is not readily identifiable, or as required by the Fire Code Official, signs shall be provided and located as directed by this section or the Fire Code Official.



511.9.1 Access Gates. When pedestrian access gates are provided, or otherwise required, in order to provide access to a building or facility, a minimum 8 in. x 6 in. red sign with 2 in. white lettering - reflective shall be provided on the gate that reads “F.D. ACCESS”.

- A Knox Box per Prosper Ordinance would be required at the gate entrance. Please visit www.prospertx.gov/fire-department/fire-marshal for further information.



511.9.2 Automatic Access Gates. When automatic or manual access gates are provided across a fire lane or entry/egress points to a residential subdivision, or otherwise required, in order to provide access to a building, facility or residential subdivision, a minimum 8 in. x 6 in. red sign with 2 in. white lettering – reflective, shall be provided on the gate that reads “F.D. ACCESS”.

- Please visit www.prospertx.gov/fire-department/fire-marshal for the requirements related to automatic and/or manual access gates per Prosper Ordinance.



511.9.3 Emergency Access Easements. When automatic or manual access gates are provided across an emergency access easement or fire lane to a residential subdivision, or otherwise required a minimum 8 in. x 6 in. red sign with 2 in. white lettering - reflective shall be provided on the gate that reads “F.D. ACCESS”.

511.10 Hazardous Materials. When required by other sections of the Fire Code, or the Fire Code Official, an NFPA 704 diamond shall be posted at a location on the premise as approved by the Fire Code Official. The entire sign shall be made of a reflective material

Exception. Construction requirements of this section shall not apply, with the exception the sign must be reflective and a minimum of 12 in. x 12 in.


511.11 High-Piled Storage. When high piled combustible storage, in accordance with Chapter 23, is present within a building or structure, marking shall be provided as set forth in Section 511.11.1 through 511.11.3.

511.11.1 Striping. A painted red 6-in. wide traffic stripe with 4-in. painted white lettering, shall be provided in all areas in which storage exceeds 12 ft., or as required by the Fire Code Official, around the perimeter of the designed storage area. The top of the stripe shall indicate the maximum storage height, and shall read as follows “NO STORAGE PERMITTED ABOVE THIS LINE” at 25 ft. intervals.



Exception. When permitted by the Fire Code Official, 6-in. wide red striping with no text may be allowed on the rack structures for non-publicly accessible areas where permanent signs are provided along the walls and racks per Section 511.11.2.

511.11.2 Signs. Permanent signs shall be placed on the ends of alternative racks to indicate “MAX. STORAGE HEIGHT XX FEET” and “NO STORAGE ABOVE THIS SIGN”, for racks and areas in which a wall is not adjacent to the storage array. Signs shall be 12 in. x 12 in. with 2 in. lettering.



511.12 Flammable and Combustible Liquids. When required by this section or other sections of the Fire Code, signs shall be provided as follows to identify the content of the material stored or used. Signs shall be 8 in. x 8 in. with 2 in. lettering.



511.13 Fire Command Room. When a fire command room is provided, an 8-in. x 8 in. red sign with 2 in. white lettering shall be provided to read “FIRE COMMAND ROOM”.



511.14 Electrical Room. When an interior electrical room is provided, an 8 in. X 8 in. red sign with 2 in. white lettering shall be provided to read “ELECTRICAL ROOM”.

**FIRE ALARM
CONTROL
PANEL
IN ROOM 102**

511.15 Fire Alarm Control Panel. When the main fire alarm control panel is not located within the riser room, fire command room, or at the main entrance, an 8-in. x 8 in. red sign with 2 in. white lettering shall be provided to read “FIRE ALARM PANEL LOCATED IN _____ ROOM”.

**POWER
SUPPLY
CONTROL
PANEL**

511.16 Supplementary Signs. When supplementary fire alarm system control panels, such as power supplies, special hazards or similar is provided, an 8 in. x 8 in. red sign with 2 in. white lettering shall be provided to read “FIRE ALARM PANEL” shall be provided on the entry door.

**MECHANICAL
ROOM**

511.16.1 Mechanical Room. When an interior mechanical room is provided, an 8 in. x 8 in. red sign with 2 in. white lettering shall be provided to read “MECHANICAL ROOM”.

511.17 Miscellaneous Signs. Whenever a sign not specifically outlined in this section is required by the Fire Code Official, it shall be constructed in accordance with this section. Signs shall be a minimum 12 in. x 12 in. with 2 in. lettering.

Floor markings shall be paint or tile.

**NO
STORAGE
WITHIN
36 INCHES
OF
ELECTRICAL
PANELS**



511.18 Utility shut-off and identification. All utilities shall have an exterior means of being disconnected by the Fire Department in case of an emergency. Approved numerals and letters a minimum one-inch (1") in height and contrasting background shall be placed on gas and electrical meters serving all new and existing buildings or structures except R- 3 occupancies. Lettering and/or graphics shall be white and reflective.

Signs identifying the utility service shall be red background with white letters secured by mechanical means above the applicable disconnect. Signs shall be a minimum 8 in. x 8 in. with 2 in. lettering - reflective.

**MAIN
ELECTRICAL
DISCONNECT**

**MAIN
GAS
DISCONNECT**

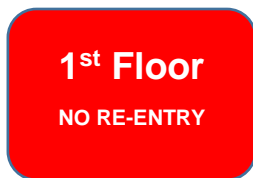
511.19 Stairwell Identification. Stairwell identification signs shall be provided in buildings that are four (4) or more stories in height, or as required by this section. The signs shall be installed in stairways to identify each stair landing and indicate the upper and lower termination of the stairway. Signs within the stairways shall be located above the floor landing in a position that is readily visible when the door is in the open or closed position.

Stairway identification signs shall indicate the numerical and/or location of the stair in a minimum 2-inch lettering and shall be constructed in accordance with Section 511.3.

Exception. For signs located within a high-rise installed in accordance with the International Building Code.

511.19.1 Occupancy side of doors. Signs shall be located at each level on the occupancy (tenant) side of all enclosed stairways, regardless of the height of the building.

511.19.2 Floor Level. The floor level number shall be displayed on the stairwell identification sign.



511.19.3 Re-entry. Where stairway doors are locked from the stairway side to prohibit entry to a floor, “NO RE-ENTRY” shall be placed at the bottom of the sign in minimum 1-inch lettering.

Section 703 Fire-Resistance Ratings and Fire Tests

703.7 Marking and identification. Fire walls, fire barriers, fire partitions, smoke barriers and smoke partitions or any other wall required to have protected openings or penetrations shall be effectively and permanently identified with painted stenciling. Such identification shall:

1. Be located in an accessible concealed floor, floor-ceiling or attic spaces;
2. Be located within 15 feet (4572 mm) of the end of each wall and at intervals not exceeding 30 feet (9144 mm) measured horizontally along the wall or partition; and
3. Include lettering not less than 3 inches (76 mm) in height with a minimum 3/8 inch (9.5 mm) stroke in a contrasting color incorporating the suggested wording

“FIRE AND/OR SMOKE WALL, BARRIER OR PARTITION—PROTECT ALL OPENINGS” which ever applies to the type of wall assembly.